




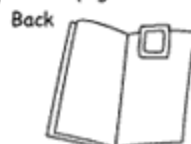
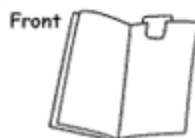


Clip Bookmarks



Directions:

1. Decorate the bookmarks with Crayola® crayons or markers.
2. Cut out each shape and glue to a thin piece of cardboard. For example, a recycled cereal box.
3. Ask an adult to help cut out the dotted lines inside each bookmark. Use your bookmark by clipping it over the top of the page. Like this:



(Write your name here)

©2000 - 2005 Binney & Smith